



ಬೃಹತ್ ಬೆಂಗಳೂರು ಮಹಾನಗರ ಪಾಲಿಕೆ
Bruhat Bengaluru Mahanagara Palike



BBMP COVID-19 WAR ROOM BULLETIN – 01.07.2021

BBMP / COVID-19 WAR ROOM / BULLETIN – 465/ 01.07.2021 / #BBMPfightsCOVID19



ABSTRACT OF COVID-19 CASES IN BENGALURU

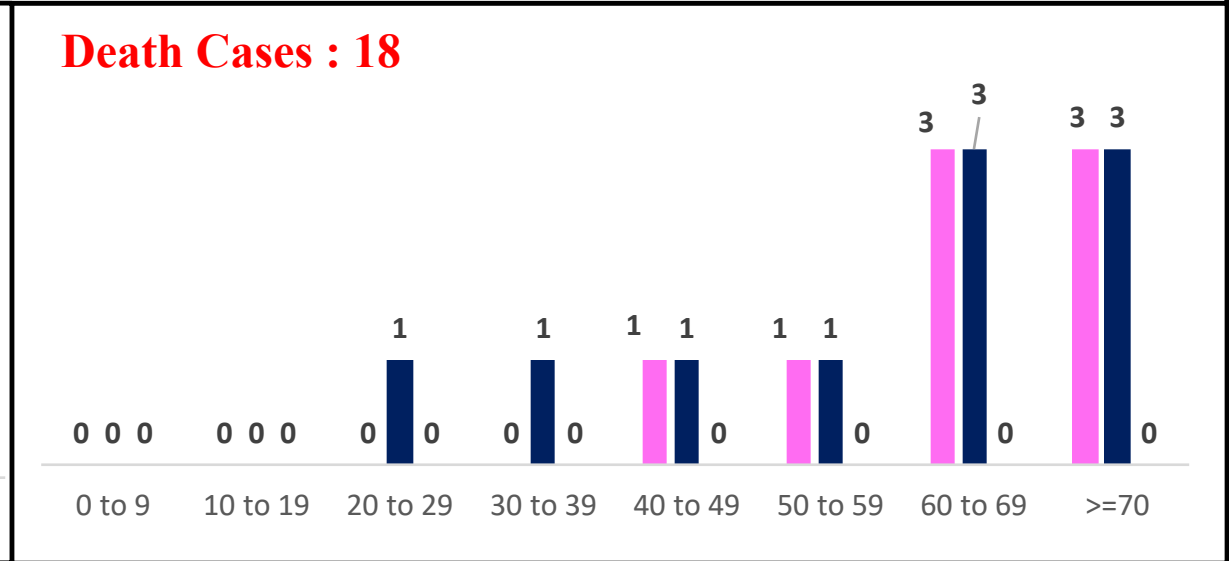
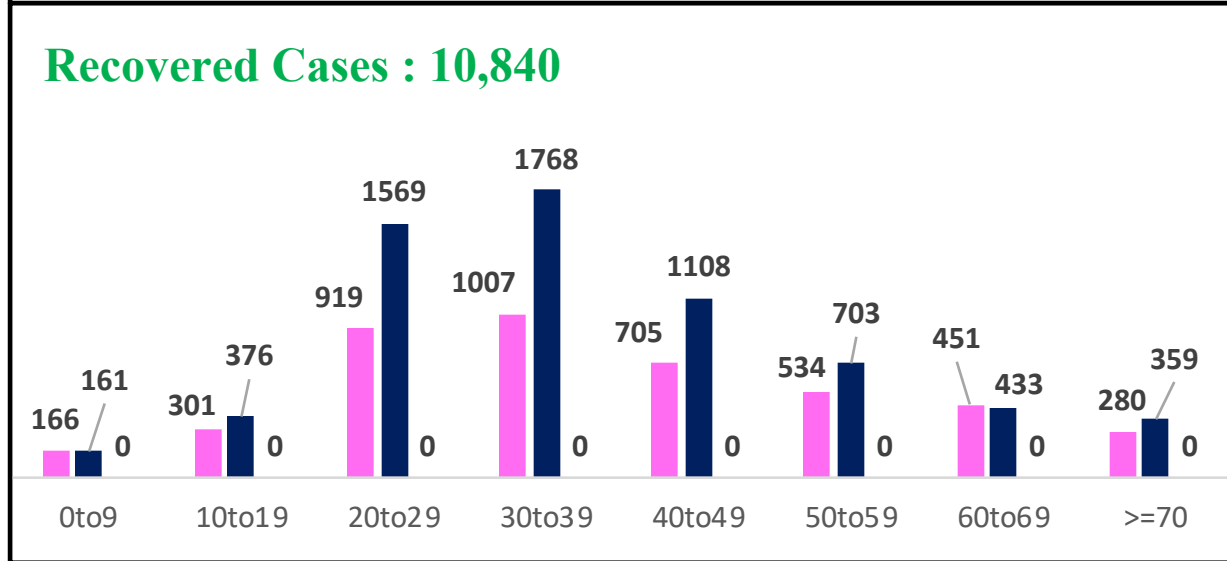
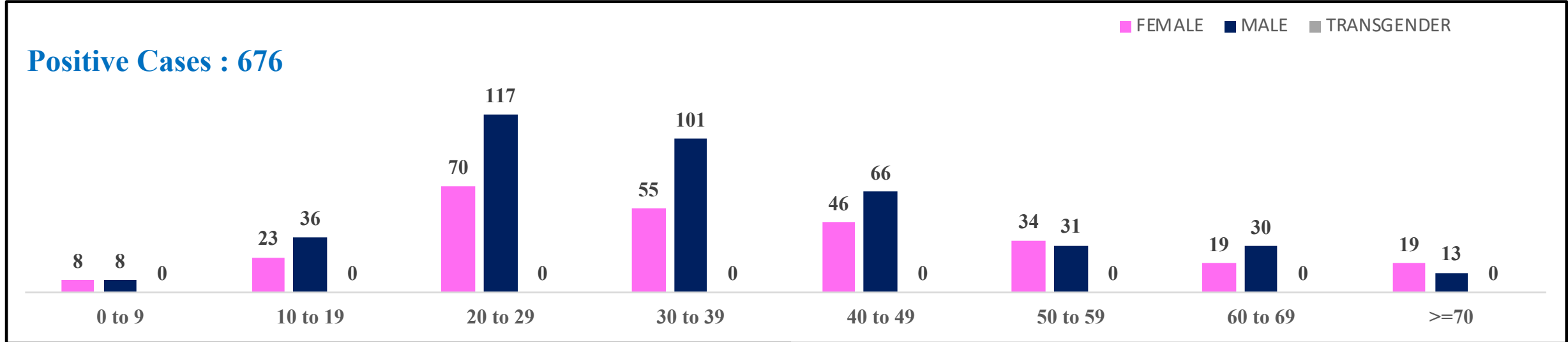


	MALE	FEMALE	TRANSGENDER	MALE	FEMALE	TRANSGENDER	TOTAL	
	Last 24 Hours	Last 24 Hours	Last 24 Hours	Cumulative	Cumulative	Cumulative	Last 24 Hours	Cumulative
Positive Cases	402	274	0	7,25,705	4,88,399	131	676	12,14,235
Recovered Cases	6,477	4,363	0	6,96,248	4,68,726	100	10,840	11,65,074
Death Cases	10	8	0	9,914	5,727	4	18*	15,645
Total Tests Done	In Last 24 hrs : 66,558					Cumulative : 1,48,30,656		
ACTIVE CASES					33,516			

* Covid deaths occurred today : 09| Covid deaths occurred beyond 24 hrs, reported today : 09



LAST 24 HOURS AGE GROUP AND GENDER WISE DISTRIBUTION





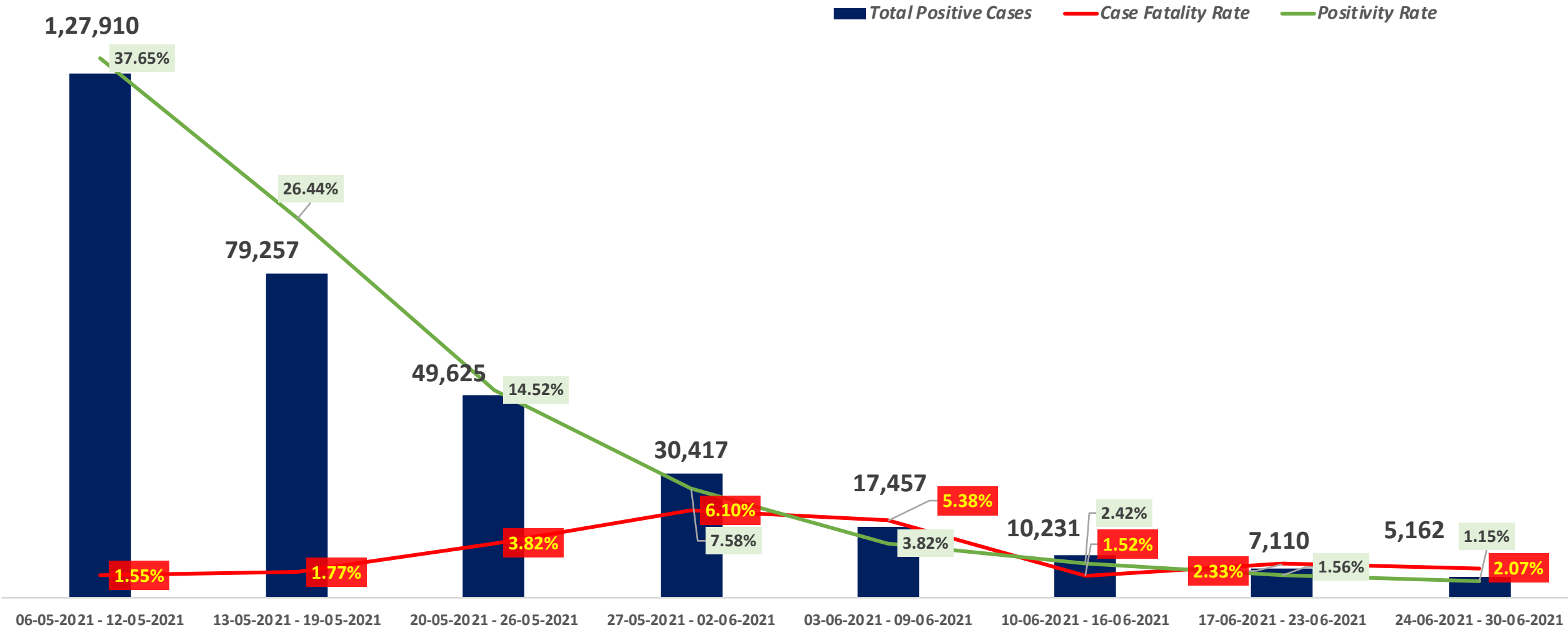
SNAPSHOT OF BENGALURU COVID-19 CASES IN LAST 8 WEEKS



	06/05/21 TO 12/05/21	13/05/21 TO 19/05/21	20/05/21 TO 26/05/21	27/05/21 TO 02/06/21	03/06/21 TO 09/06/21	10/06/21 TO 16/06/21	17/06/21 TO 23/06/21	24/06/21 TO 30/06/21
Total Positive Cases	1,27,910	79,257	49,625	30,417	17,457	10,231	7,110	5,162
Total Recovered Cases	99,097	1,30,795	1,47,966	1,00,548	55,479	26,555	18,851	38,575
Total Death Cases	1,981	1,402	1,896	1,855	939	156	166	107
Case Fatality Rate	1.55%	1.77%	3.82%	6.10%	5.38%	1.52%	2.33%	2.07%
Total Tests Conducted	3,39,693	2,99,818	3,41,802	4,01,497	4,56,429	4,22,387	4,55,171	4,48,924
Positivity Rate	37.65%	26.44%	14.52%	7.58%	3.82%	2.42%	1.56%	1.15%

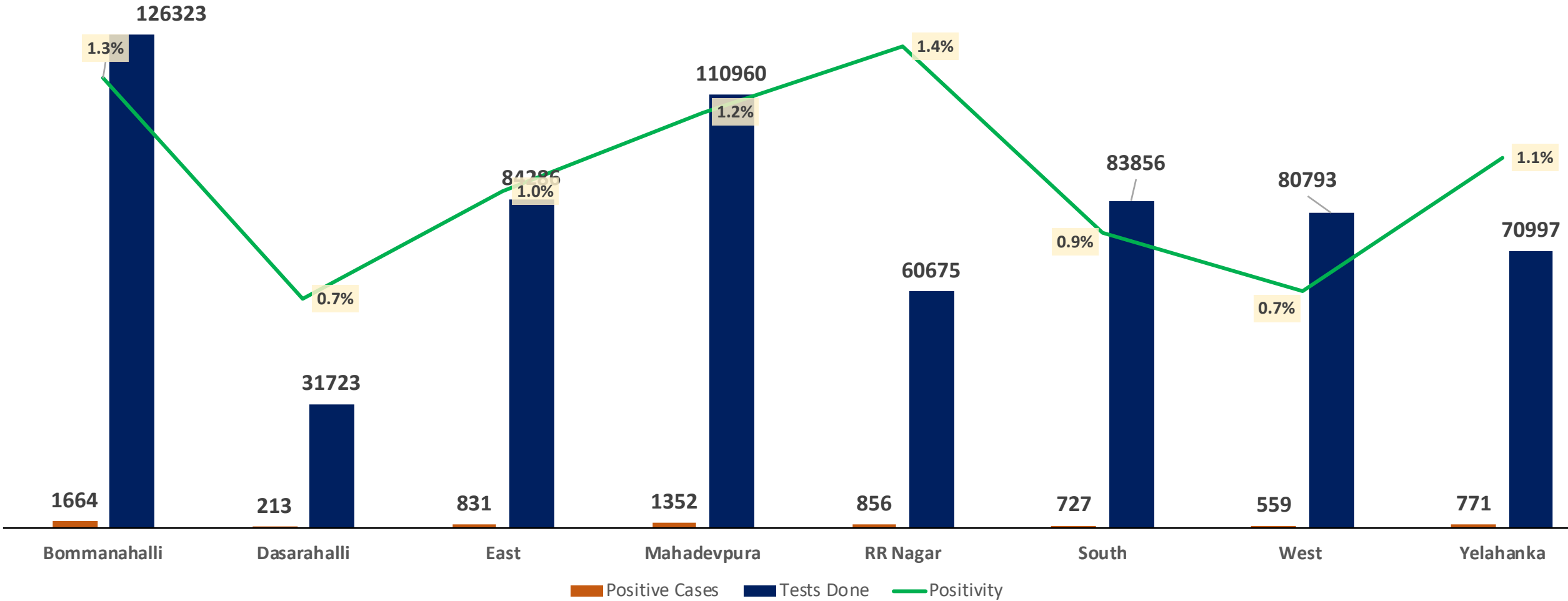


POSITIVITY AND MORTALITY RATE OF BENGALURU – LAST 8 WEEKS



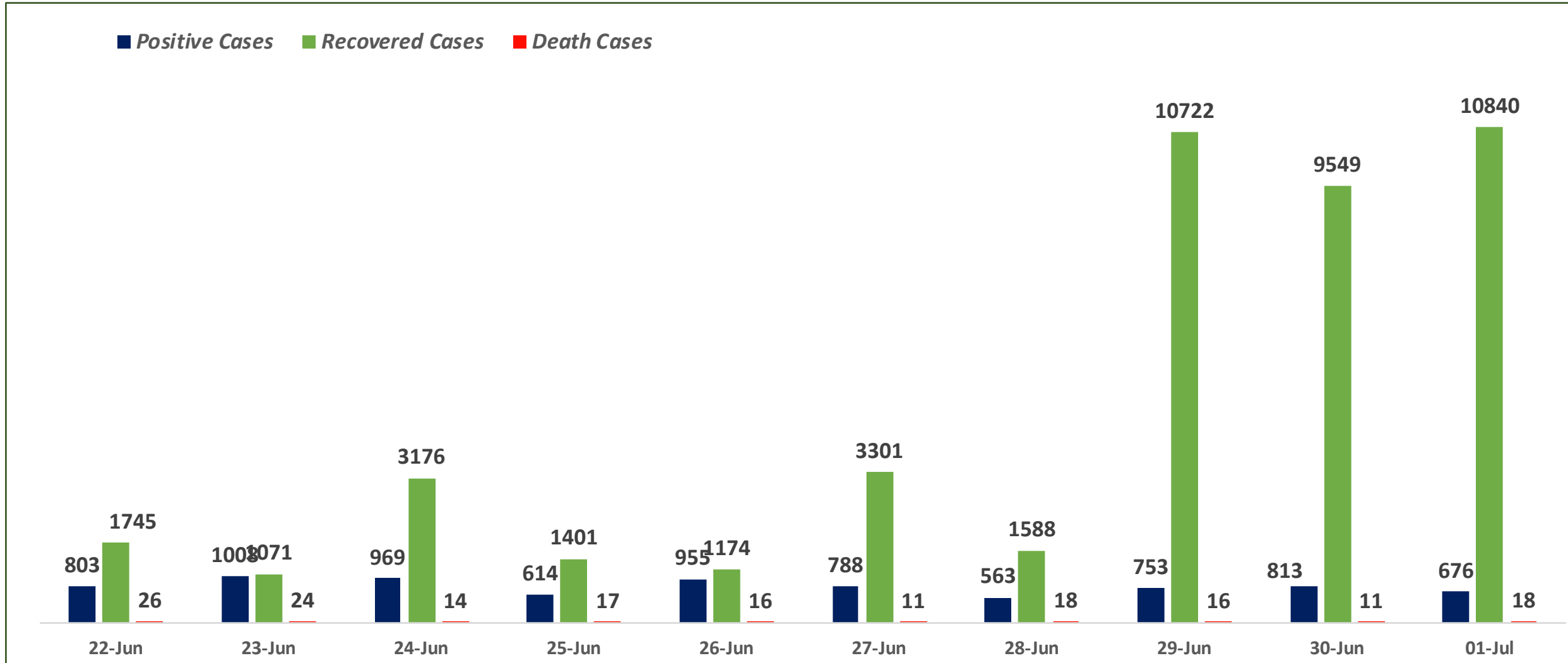


ZONE WISE POSITIVITY TREND IN LAST 10 DAYS





SNAPSHOT OF POSITIVE, RECOVERED AND DEATH CASES OVER LAST 10 DAYS ACROSS BBMP ZONES

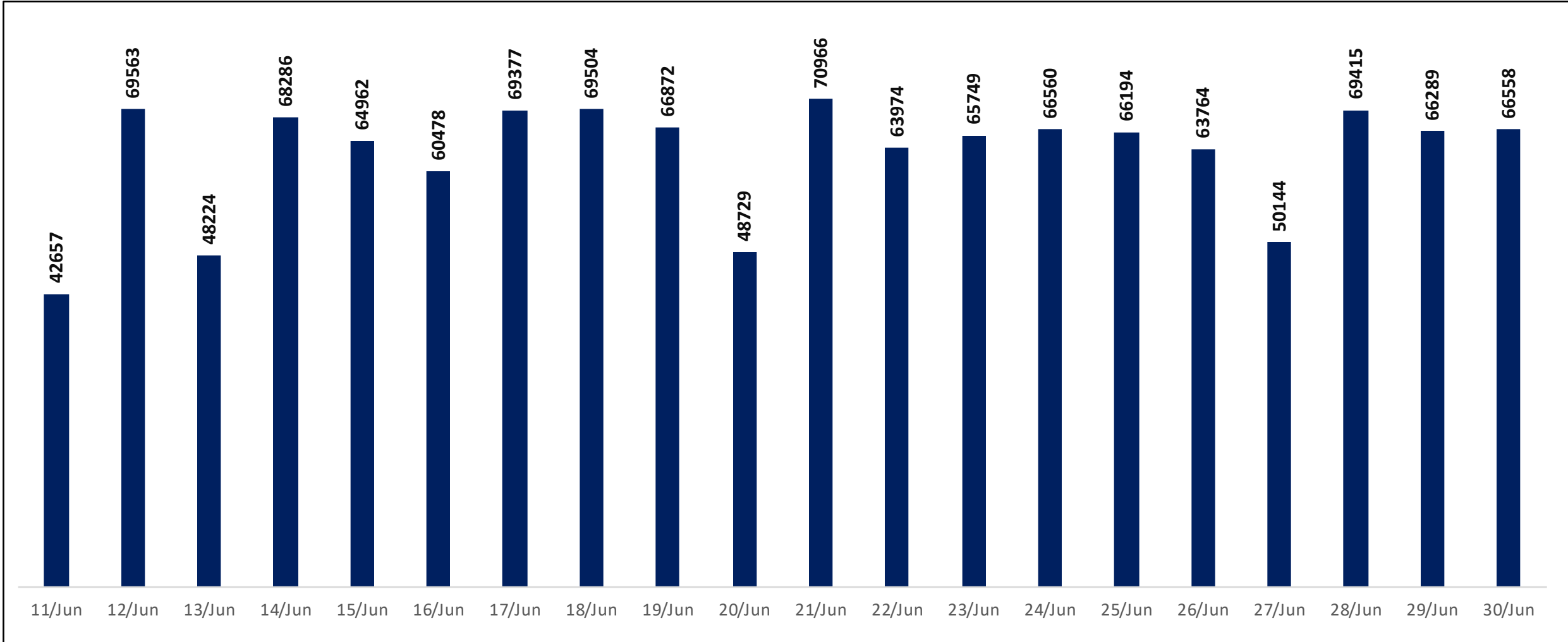




TESTING TRENDS IN BENGALURU

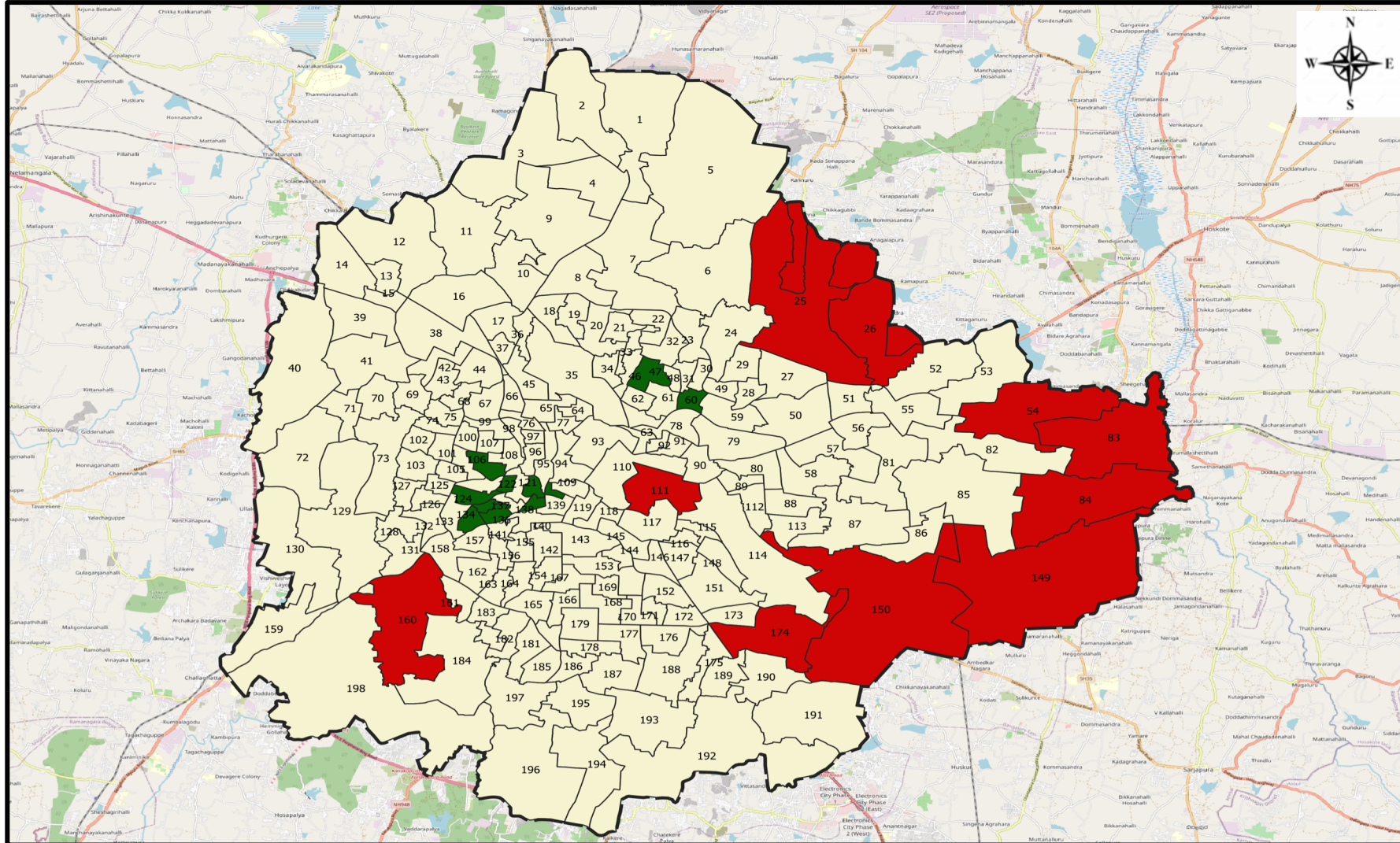


Total Test Conducted Till Date	Test Conducted Last 24 hours
1,48,30,656	66,558





BENGALURU URBAN MAP SHOWING TREND OF POSITIVE CASES IN LAST 10 DAYS



Top 10 wards reporting highest number of positive cases in last 10 days

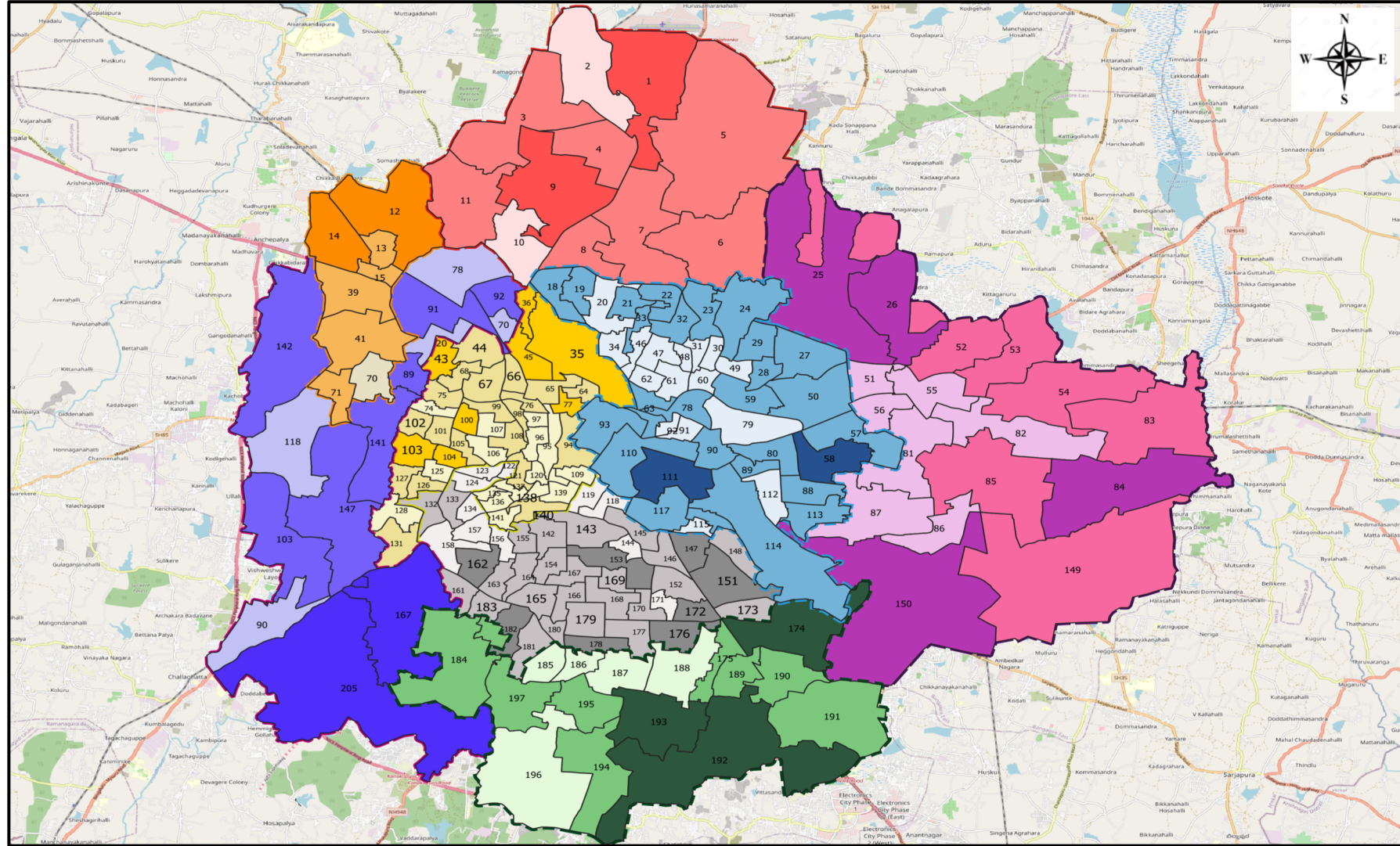
Ward No.	Ward Name
111	Shantala Nagar
84	Hagadur
150	Bellanduru
26	Ramamurthy Nagar
25	Horamavu
149	Varthuru
83	Kadugodi
54	Hudi
174	HSR Layout
160	Rajarajeshwari Nagar

Top 10 wards reporting least number of positive cases in last 10 days

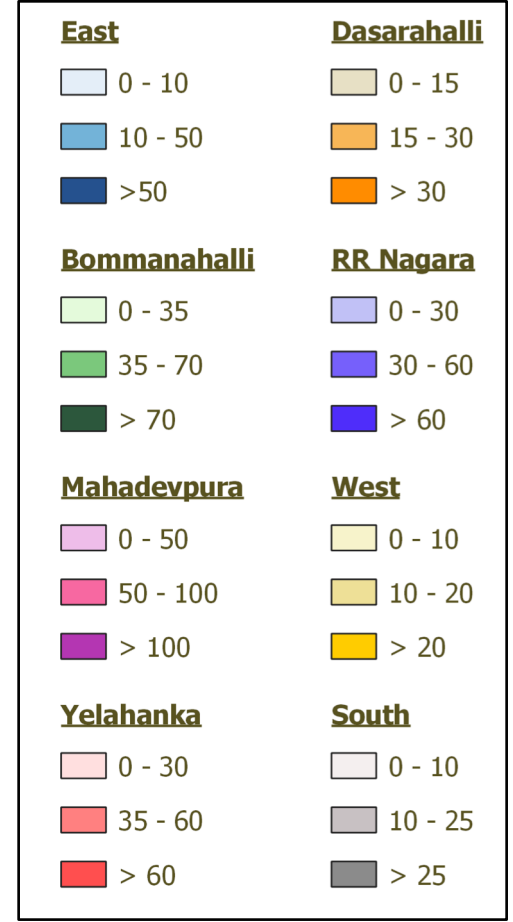
Ward No.	Ward Name
47	Devara Jeevanahalli
60	Sagayarpura
135	Padarayanapura
138	Chalavadipalya
120	Cottonpete
122	Kempapura Agrahara
134	Bapuji Nagar
106	Dr Raj Kumar Ward
124	Hosahalli
136	Jagajivanram Nagar



BENGALURU MAP SHOWING TREND OF WARD WISE POSITIVE CASES IN LAST 10 DAYS



Number Of Cases Reported

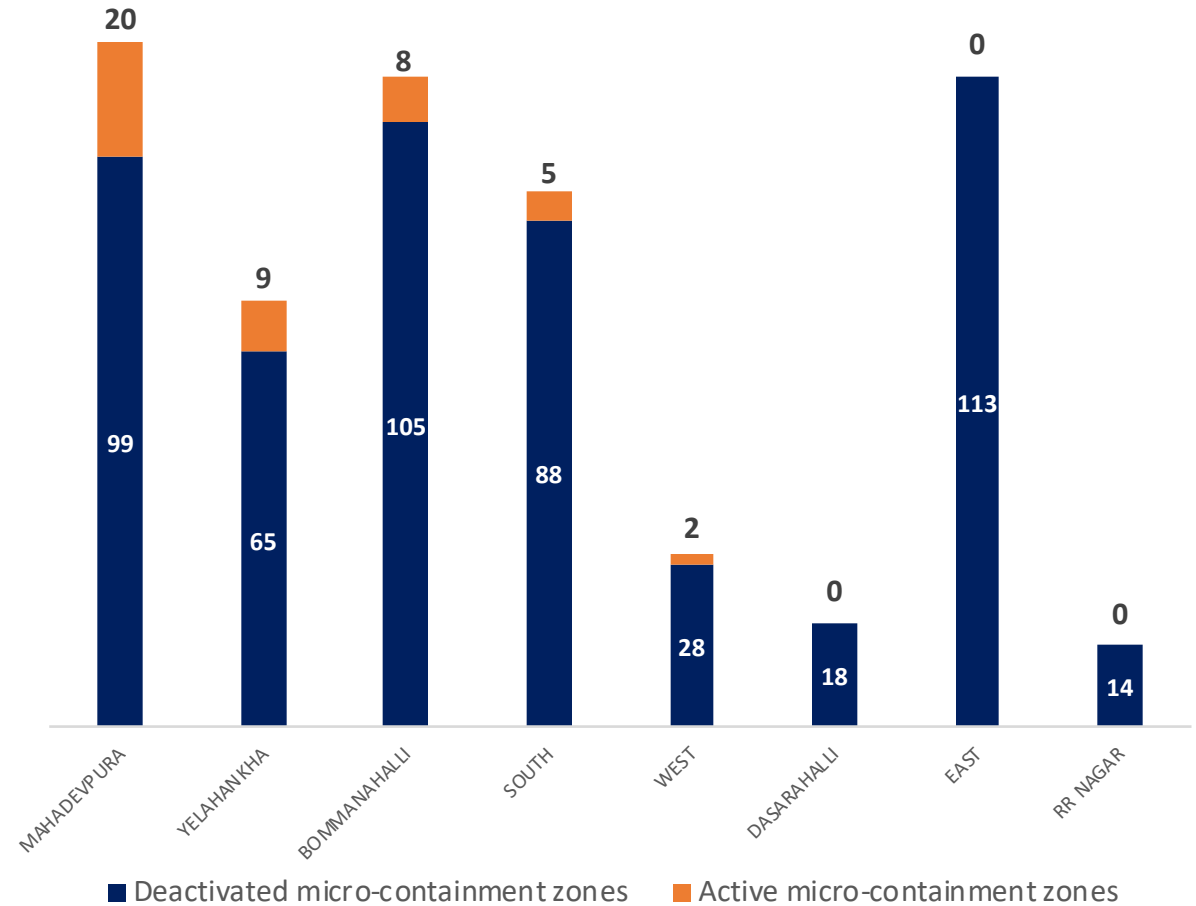




MICRO CONTAINMENT ZONES DETAILS



ZONE	Total Declared micro containmnet zones	Total deactivated micro-containment zones	Total active micro-containment zones
MAHADEVPURA	119	99	20
YELAHANKHA	74	65	9
BOMMANAHALLI	113	105	8
SOUTH	93	88	5
WEST	30	28	2
DASARAHALLI	18	18	0
EAST	113	113	0
RR NAGAR	14	14	0
TOTAL	574	530	44



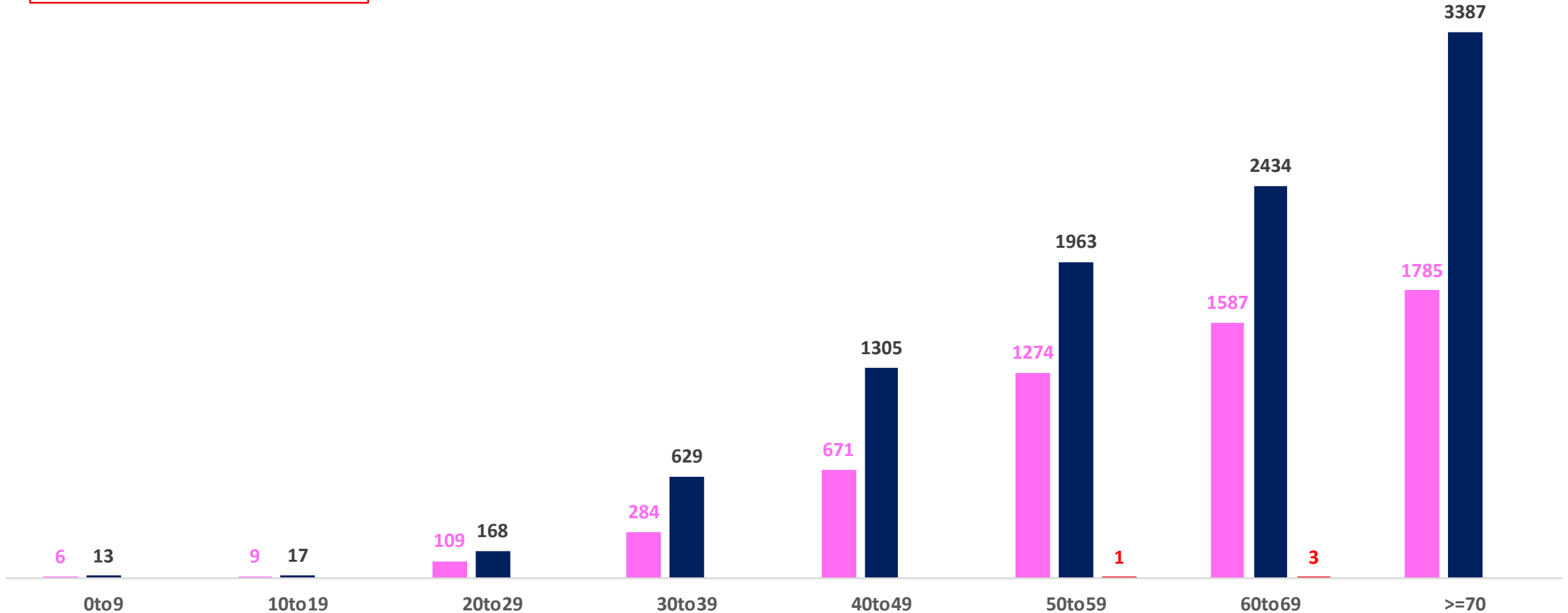


AGE AND GENDER WISE DISTRIBUTION OF DEATH CASES



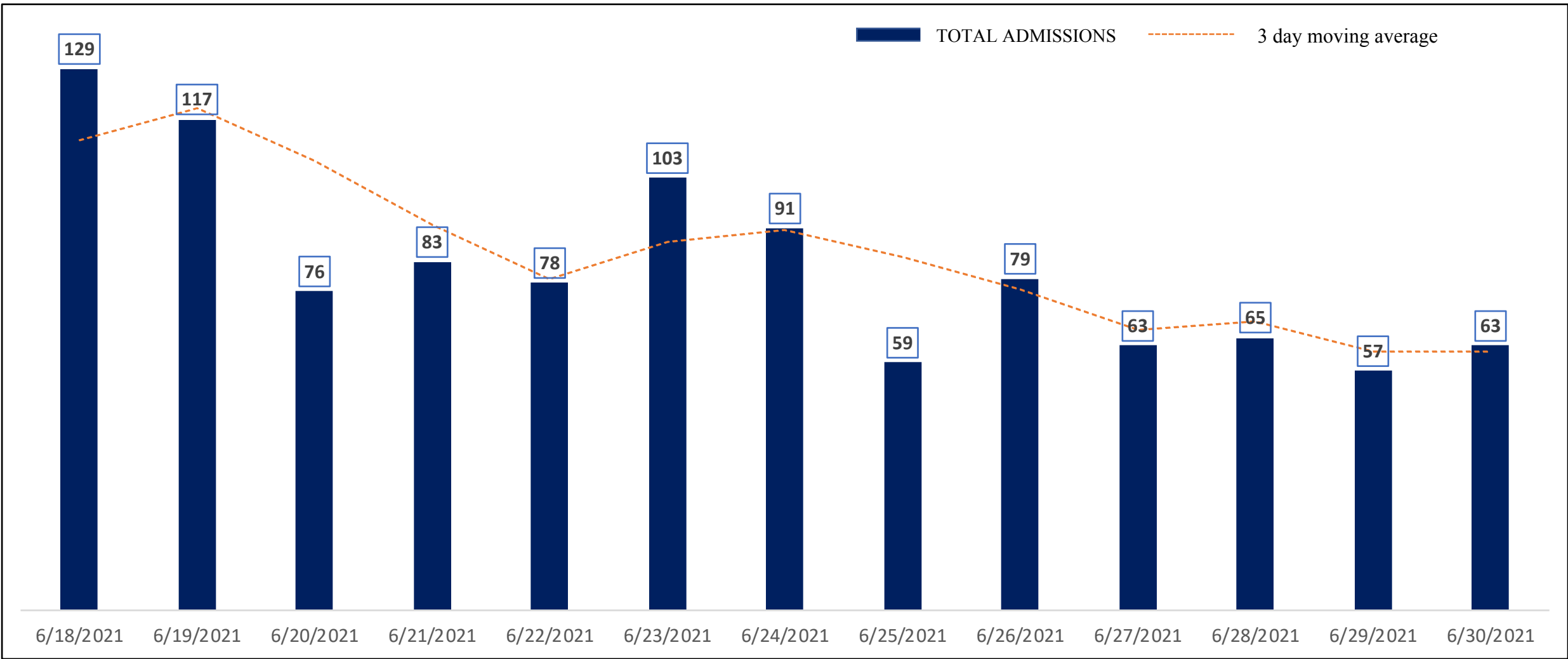
Death Cases: 15,645

Female Male Transgender





HOSPITAL ADMISSIONS LAST 15 DAYS TREND



* Numbers as per Central Hospital Bed Management System (CHBMS)

* Only Fresh Admissions considered



CCC/TRIAGE CENTRE REPORT – 01.07.2021



ZONE NAME	Total Triage Centres	Triage Details Breakup				Of Today's Triage, Patient Recommended for		
		Triaged till Previous Day	Today's Walk In Triage	Today's MTU Triage	Total Triaged Today	Home Isolation	CCC / MH	Hospital
BOMMANAHALLI	0	798	0	0	0	0	0	0
DASARAHALLI	2	903	3	0	3	2	1	0
EAST	2	455	0	0	0	0	0	0
MAHADEVAPURA	2	1209	8	0	8	0	8	0
RR NAGAR	3	2363	3	1	4	4	0	0
SOUTH	3	1938	1	2	3	1	1	1
WEST	2	670	0	0	0	0	0	0
YELAHANKA	3	1176	0	0	0	0	0	0
TOTAL	17	9512	15	3	18	7	10	1

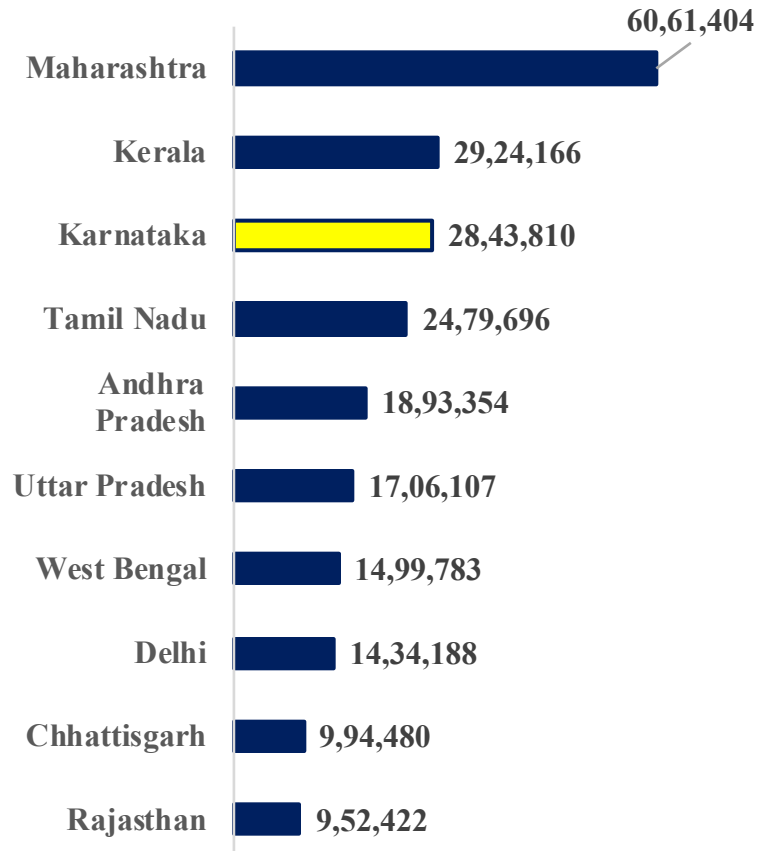
• data as on 04:00 PM (01.07.2021)



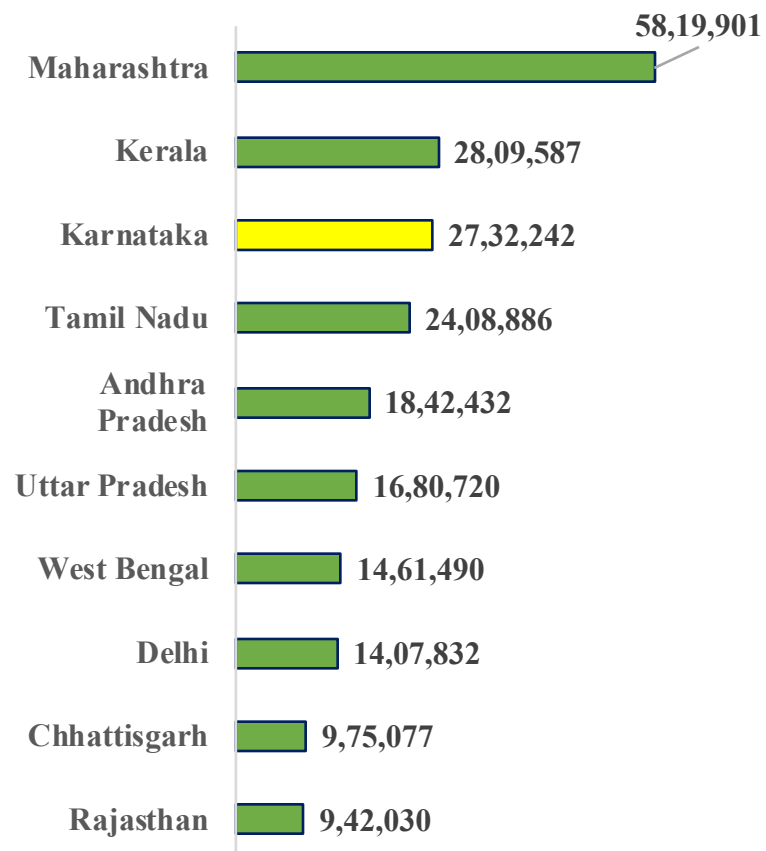
TOP 10 COVID19 AFFECTED INDIAN STATES



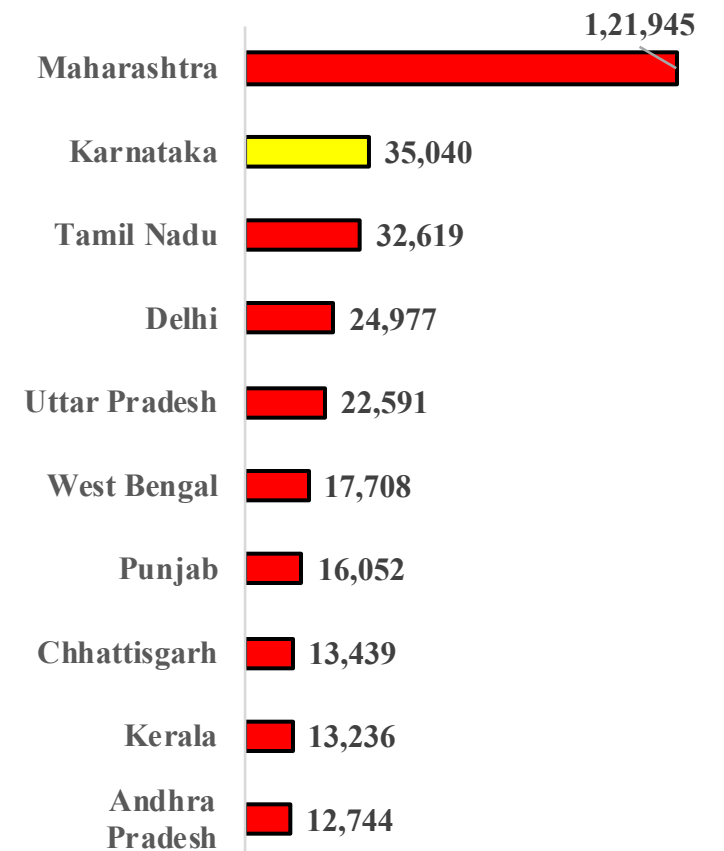
Total Positive Cases



Total Recovered Cases



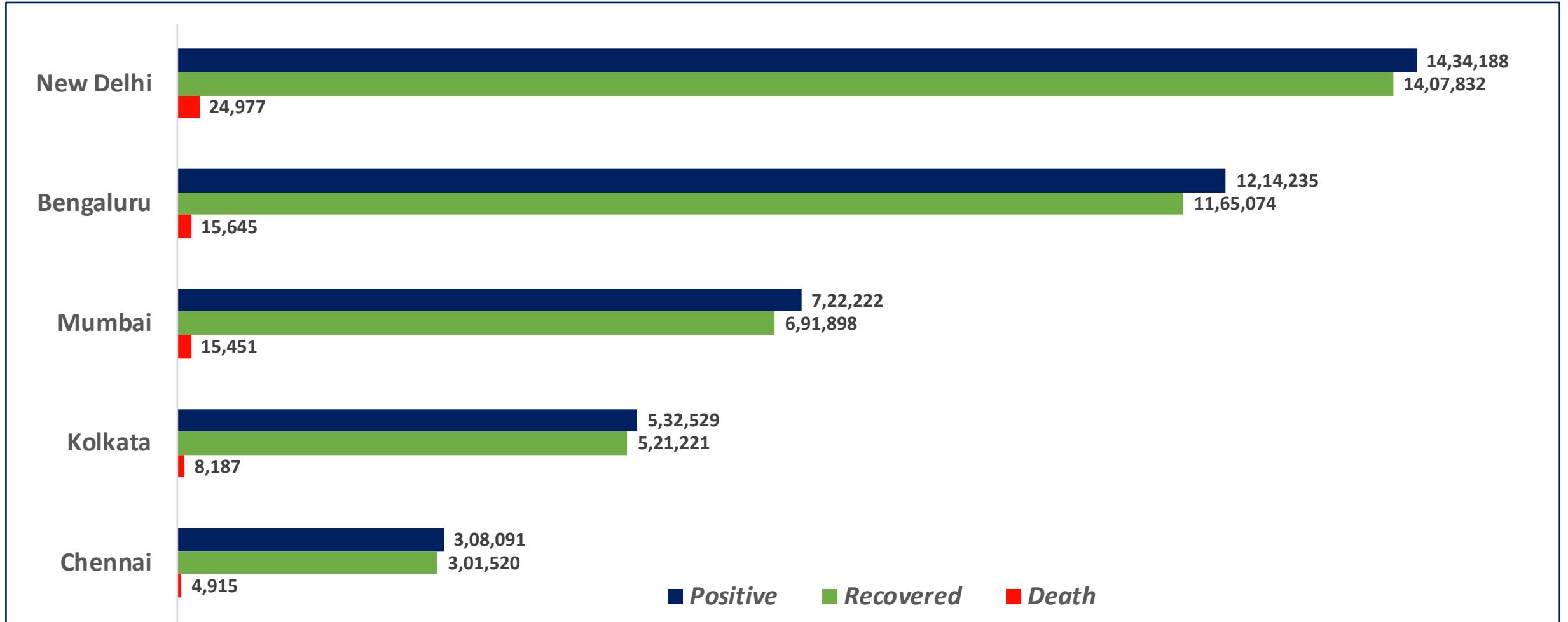
Total Death Cases



Source : <https://www.covid19india.org/> at 6:00 pm (01.07.2021)



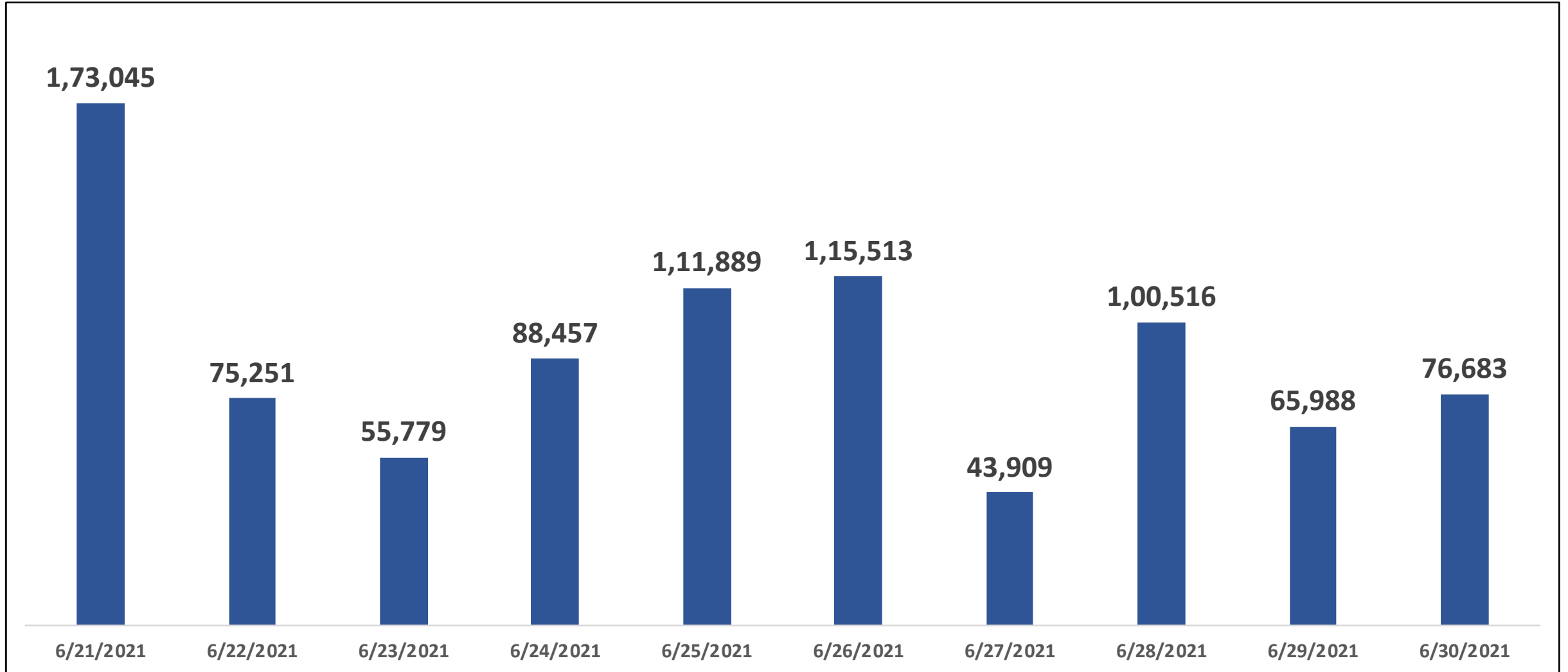
BENGALURU AND OTHER METROPOLITAN CITIES



Source : <https://www.covid19india.org/> at 6:00 pm (01.07.2021)

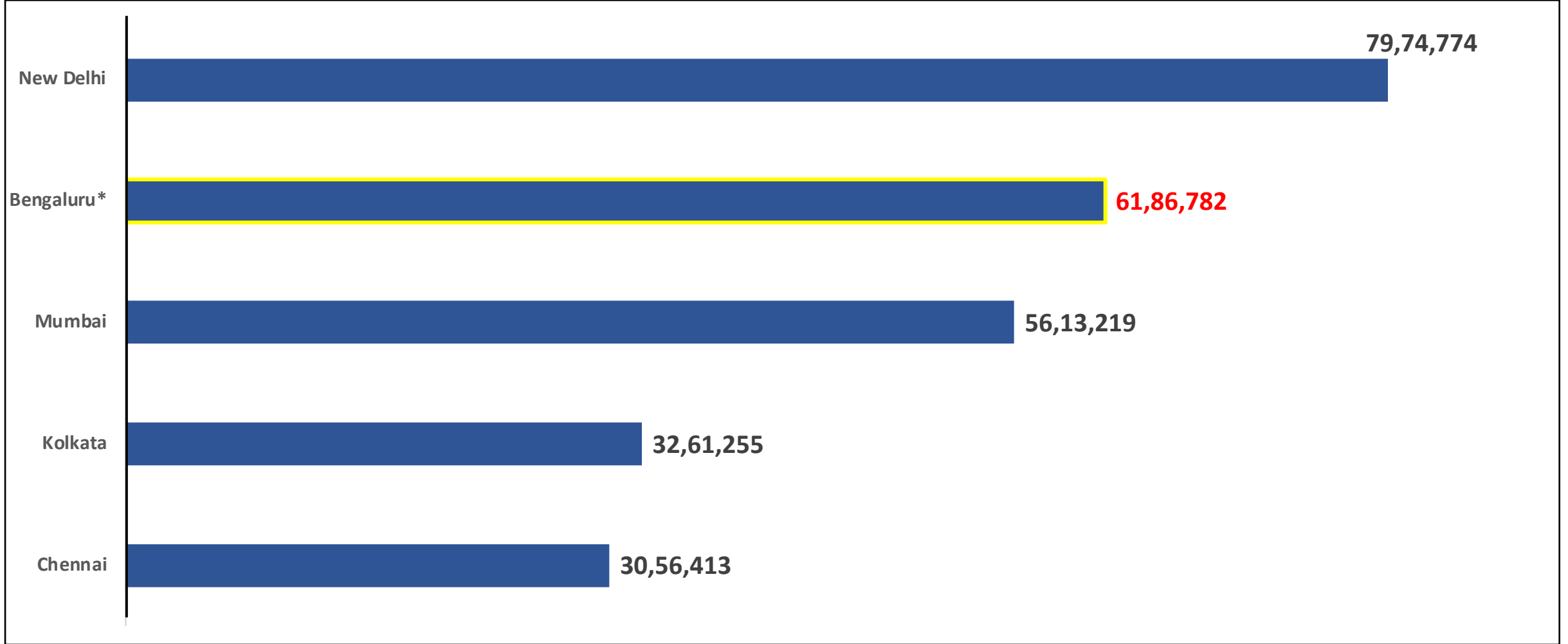


TOTAL VACCINE DOSES ADMINISTERED IN LAST 10 DAYS





VACCINE DOSES ADMINISTERED IN BENGALURU AND OTHER METROPOLITAN CITIES



Source : <https://dashboard.cowin.gov.in/> at 6:00 pm (01.07.2021)

*includes BBMP & Bengaluru Urban



COVID BED STATUS AS ON 01.07.2021



SR. NO.	Facility Type	No. of Hospital	Total Allocated Beds for C+ Patients					Occupied Beds for C+ Patients					Net Available Beds for C+ Patients				
			Gen Beds	HDU	ICU Beds	ICU-V	Total	Gen Beds	HDU	ICU Beds	ICU-V	Total	Gen Beds	HDU	ICU Beds	ICU-V	Total
1	Government Medical Colleges	4	20	621	53	76	770	0	40	12	10	62	20	581	41	66	708
2	Government Hospitals	16	649	208	65	127	1,049	104	46	17	44	211	545	162	48	83	838
3	Private Medical Colleges	12	792	936	136	203	2,067	17	50	28	46	141	775	886	108	157	1,926
4	Private Hospitals	64	656	701	298	169	1,824	189	103	76	86	454	467	598	222	83	1,370
5	Covid Care Centre	17	125	407	-	-	532	54	66	-	-	120	71	341	-	-	412
Total Beds		113	2,242	2,873	552	575	6,242	364	305	133	186	988	1,878	2,568	419	389	5,254



SNAPSHOT OF COVID-19 CASES IN BENGALURU URBAN



**Total Wards With
< =10 Cases* :
44**

**Tests Conducted
On 30.06.2021:
66,558**

**Recovery
Rate:
95.95%**

**Total
Active Cases :
33,516**

**Total Vaccinated on
30.06.2021:
76,683**

**Positivity
Rate* :
1.15%**

**Active
Rate:
3.65%**

**Case
Fatality Rate* :
2.07%**



*Total positive cases In the past 10 days

*CFR and positivity is for Past 7 days



ಬೃಹತ್ ಬೆಂಗಳೂರು ಮಹಾನಗರ ಪಾಲಿಕೆ
Bruhat Bengaluru Mahanagara Palike



Download BBMP Bulletin	https://apps.bbmpgov.in/covid19/mediabulletin.php
For BBMPCovid19 Bed Status:	https://apps.bbmpgov.in/covid19/en/Bedstatus.php
To register for vaccination :	https://selfregistration.cowin.gov.in/
BBMP COVID19 Dashboard:	https://apps.bbmpgov.in/covid19/
Follow us on:	 www.facebook.com/bbmp.comm1/
	 twitter.com/BBMPCOMM

Issued by:

**Honorable Chief Commissioner, BBMP
Special Commissioner Health & IT, BBMP
MD, Bengaluru Smart City Limited**

THANK YOU !

